



# Developing the Great Atlantic Salt Project: North America's First New Salt Mine in Nearly Three Decades

TSXV:SALT

|

January 2026

# DISCLAIMER & FORWARD-LOOKING STATEMENTS

This presentation includes certain “forward-looking information” and “forward-looking statements” (collectively “forward-looking statements”) within the meaning of applicable Canadian securities legislation. All statements other than statements of historical fact included herein, including without limitation statements relating to the future operating or financial performance of the Company, are forward-looking statements. Forward-looking statements are frequently, but not always, identified by words such as “expects”, “anticipates”, “believes”, “intends”, “estimates”, “potential”, “possible”, and similar expressions, or statements that events, conditions, or results “will”, “may”, “could”, or “should” occur or be achieved. Forward-looking statements in this presentation relate to, among other things: completion, delivery and timing of project components and requirements, and analysis and assumptions related thereto. Actual future results may differ materially. There can be no assurance that such statements will prove to be accurate, and actual results and future events could differ materially from those anticipated in such statements. Forward-looking statements reflect the beliefs, opinions and projections on the date the statements are made and are based upon a number of assumptions and estimates that, while considered reasonable by the respective parties, are inherently subject to significant business, technical, economic, and competitive uncertainties and contingencies. Many factors, both known and unknown, could cause actual results, performance or achievements to be materially different from the results, performance or achievements that are or may be expressed or implied by such forward-looking statements, and the parties have made assumptions and estimates based on or related to many of these factors. Such factors include, without limitation: the timing, completion and delivery of required permits, supply arrangements and financing. Readers should not place undue reliance on the forward-looking statements and information contained in this news release concerning these times.

Except as required by law, Atlas Salt Inc. ("the Company") does not assume any obligation to update the forward-looking statements of beliefs, opinions, projections, or other factors, should they change.

## Qualified Person

The scientific and technical information contained in this presentation was approved by Andrew Smith, P. Eng., the Company’s Project Director and General Manager for the Great Atlantic Salt Project and a "Qualified Person" under National Instrument 43-101.

Neither the TSX Venture Exchange nor its Regulation Services Provider (as that term is defined by the TSX Venture Exchange) accepts responsibility for the adequacy or accuracy of this presentation.

All values in Canadian dollars unless noted. Some figures are rounded.

# TABLE OF CONTENTS

5	Salt Market Overview
10	Competitive Advantages & Strategic Location
14	Resource & Project Economics
21	Sustainability & Community Impact
23	Go-Forward Plan & Value Creation
25	Management & Board
27	Capitalization Table
29	Approved Permits
30	North America's Top Producing Salt Mines



# THE GREAT ATLANTIC SALT PROJECT ("SALT")

## Large-Scale Global Relevance

Developing a world-class salt mine (4 Mtpa of nameplate production capacity) and the newest salt mine in North America in ~30 years<sup>1</sup>

## Strategic Location

Newfoundland, Canada, a top-tier global mining jurisdiction with close proximity to the import-dependent North American market

## World-Class Resource De-Risked Project

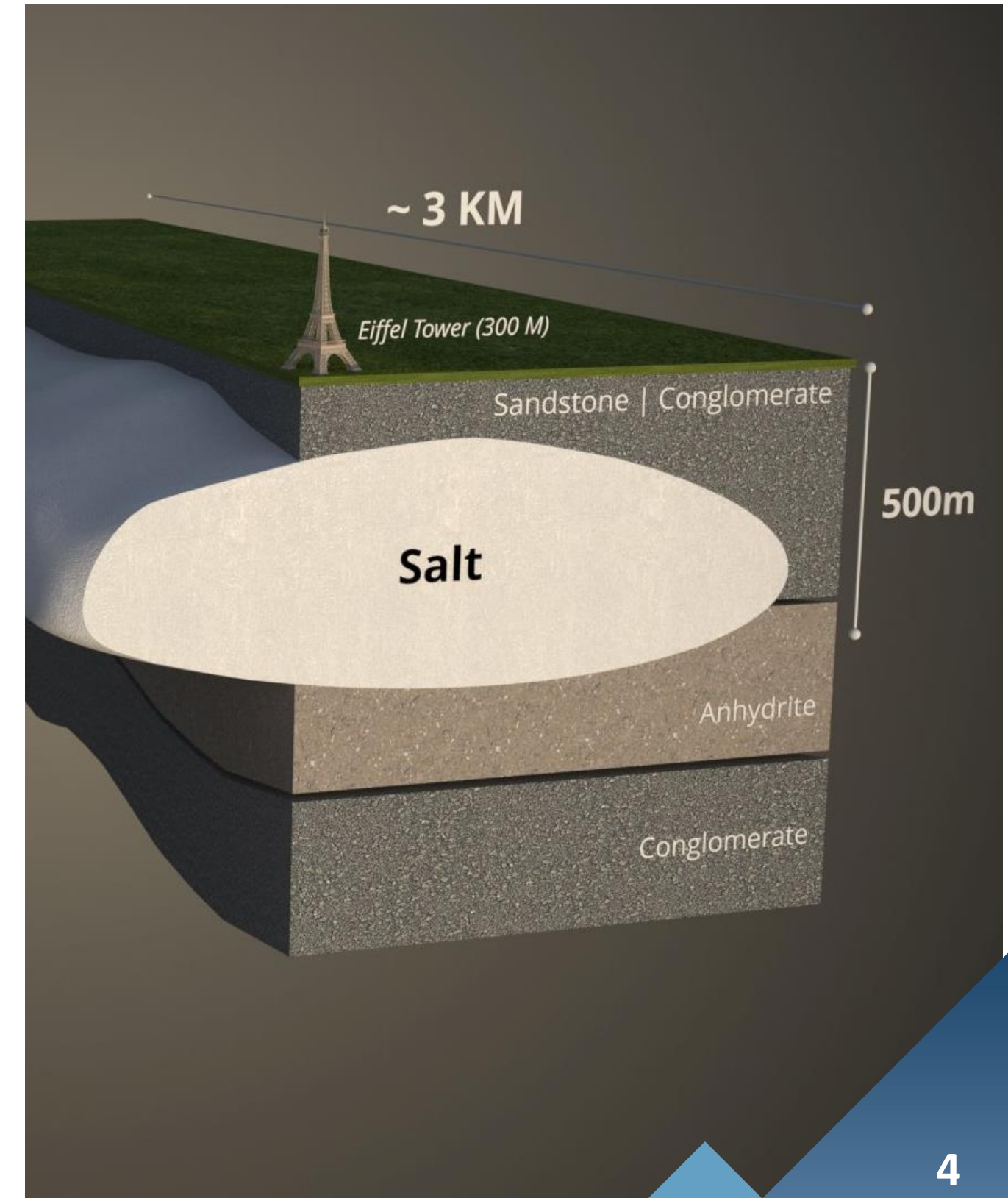
Shallow, high-grade, homogeneous, and thick; 2P Reserves of 95.0 Mt at 95.9% NaCl<sup>2</sup>. FS Completed, EA Released with Conditions<sup>3</sup>

## Compelling Economics<sup>2</sup>

After-tax Payback: 4.2 years  
After-tax NPV8: \$920M  
LOM post-tax average annual FCF: ~\$188M

## Substantial Upside Potential<sup>2</sup>

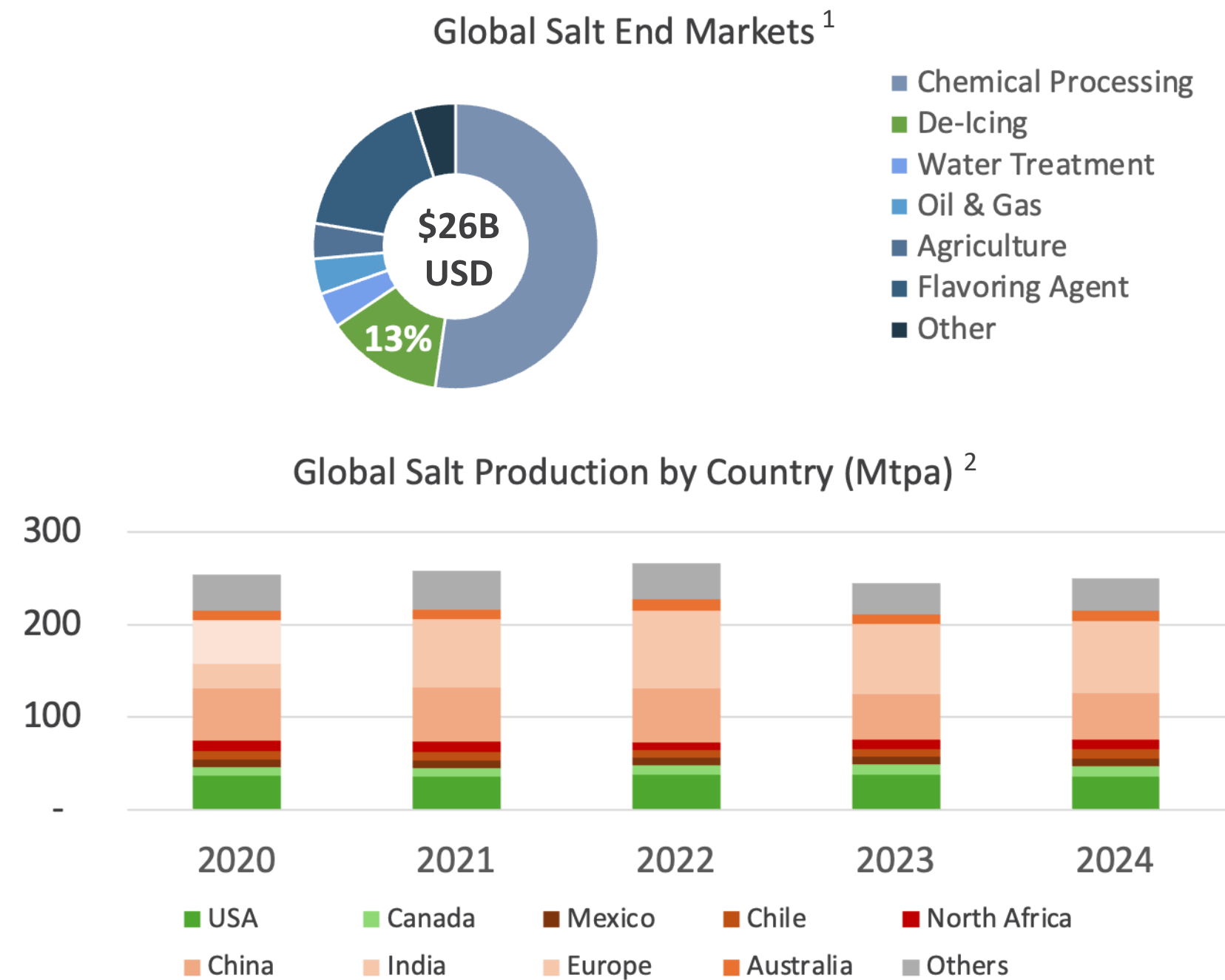
868 Mt of inferred salt resource (95.2% NaCl), excluded from current production plan, could increase annual production and mine life



1. Mining.com Article, January 2025 - <https://www.mining.com/atlas-to-develop-newfoundlands-great-atlantic-salt-deposit/>  
2. 2025 Updated Feasibility Study - Technical Report on the Great Atlantic Salt Project, Newfoundland and Labrador, Canada - <https://shorturl.at/dxxTi>; 2025 Updated Feasibility Study Press Release – September 2025 - <https://shorturl.at/c1LYL>  
3. Atlas Salt Announces Release with Conditions Under the Environmental Protection Act for the Great Atlantic Salt Project, April 2024 - <https://shorturl.at/vYFg9>

# OVERVIEW OF SALT MARKET

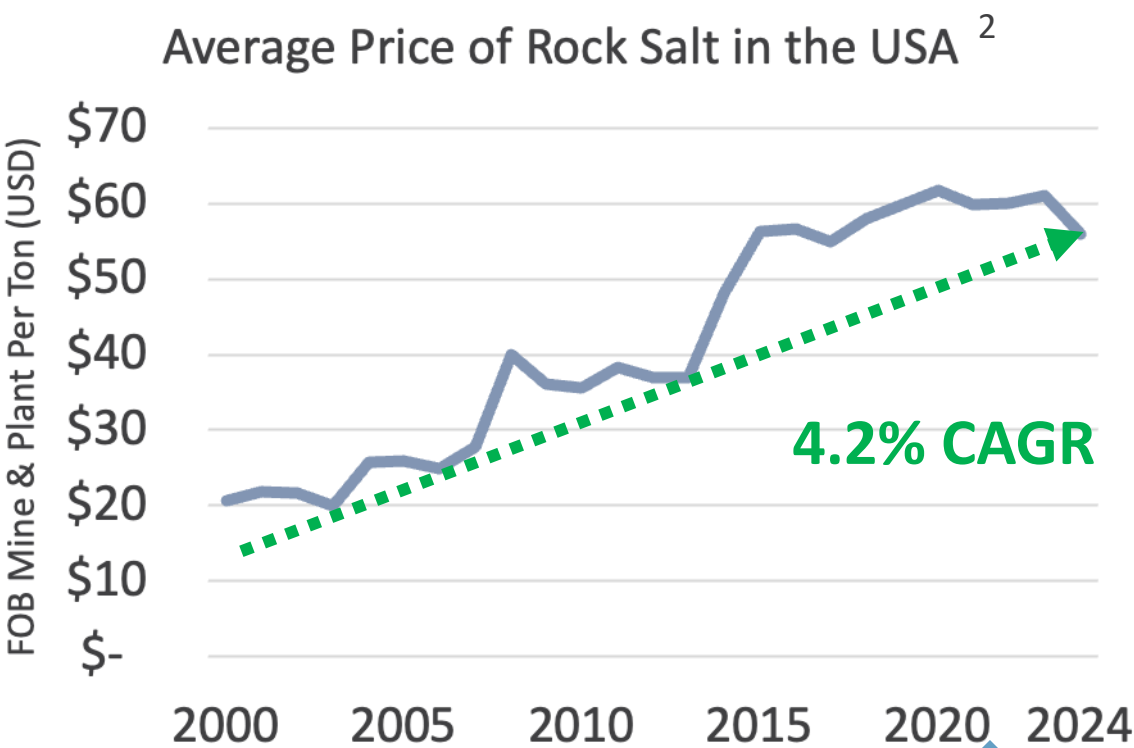
US\$26B Global Salt Market in 2024<sup>1</sup>:  
Various End Markets & Concentrated Supply



SALT is Focused on Serving the North American  
Salt Market for De-Icing

Estimated Annual North American  
De-Icing Salt Market Size:

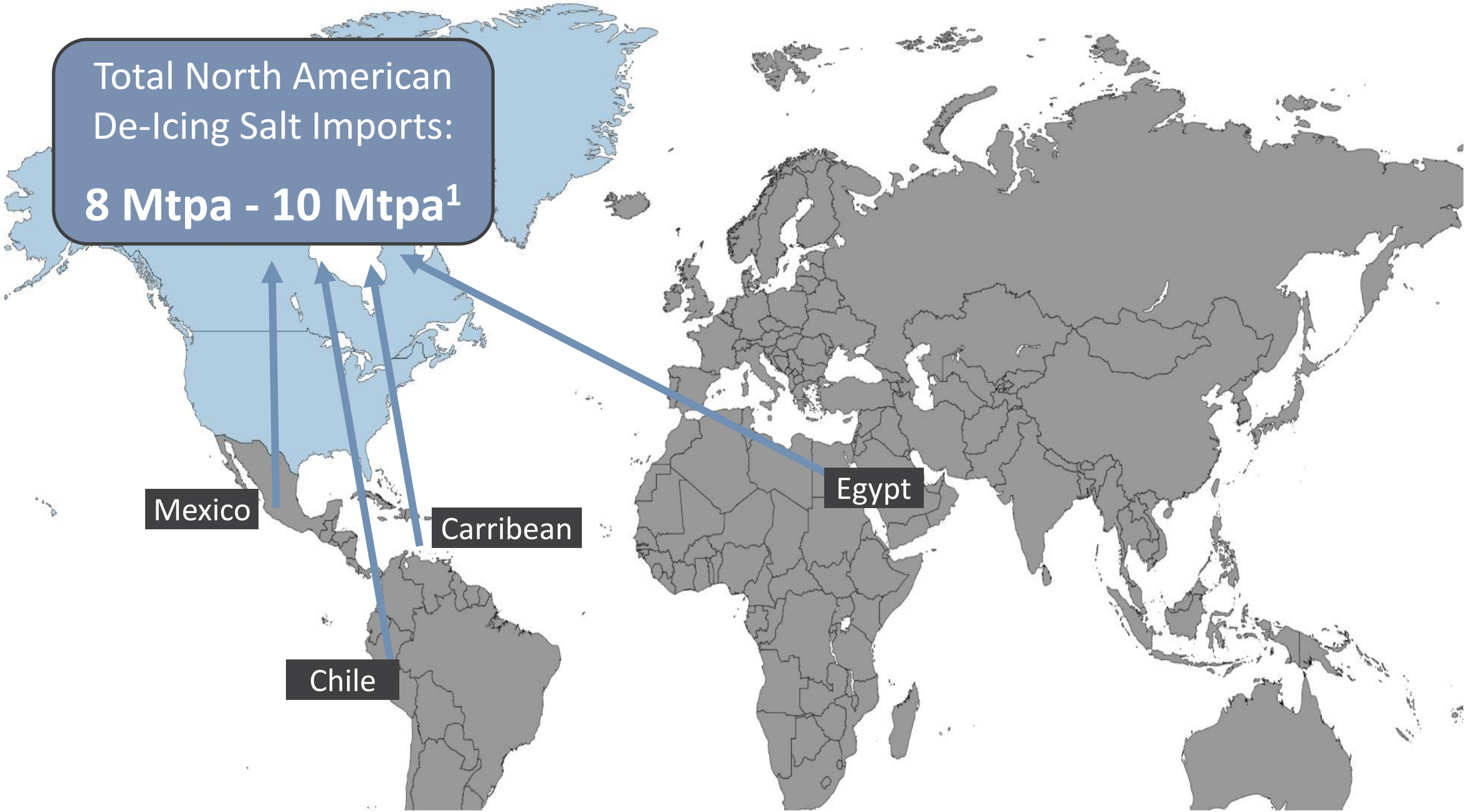
28.5 Mt - 36Mt<sup>3</sup> ➔ \$2.3B - \$2.9B<sup>4</sup>



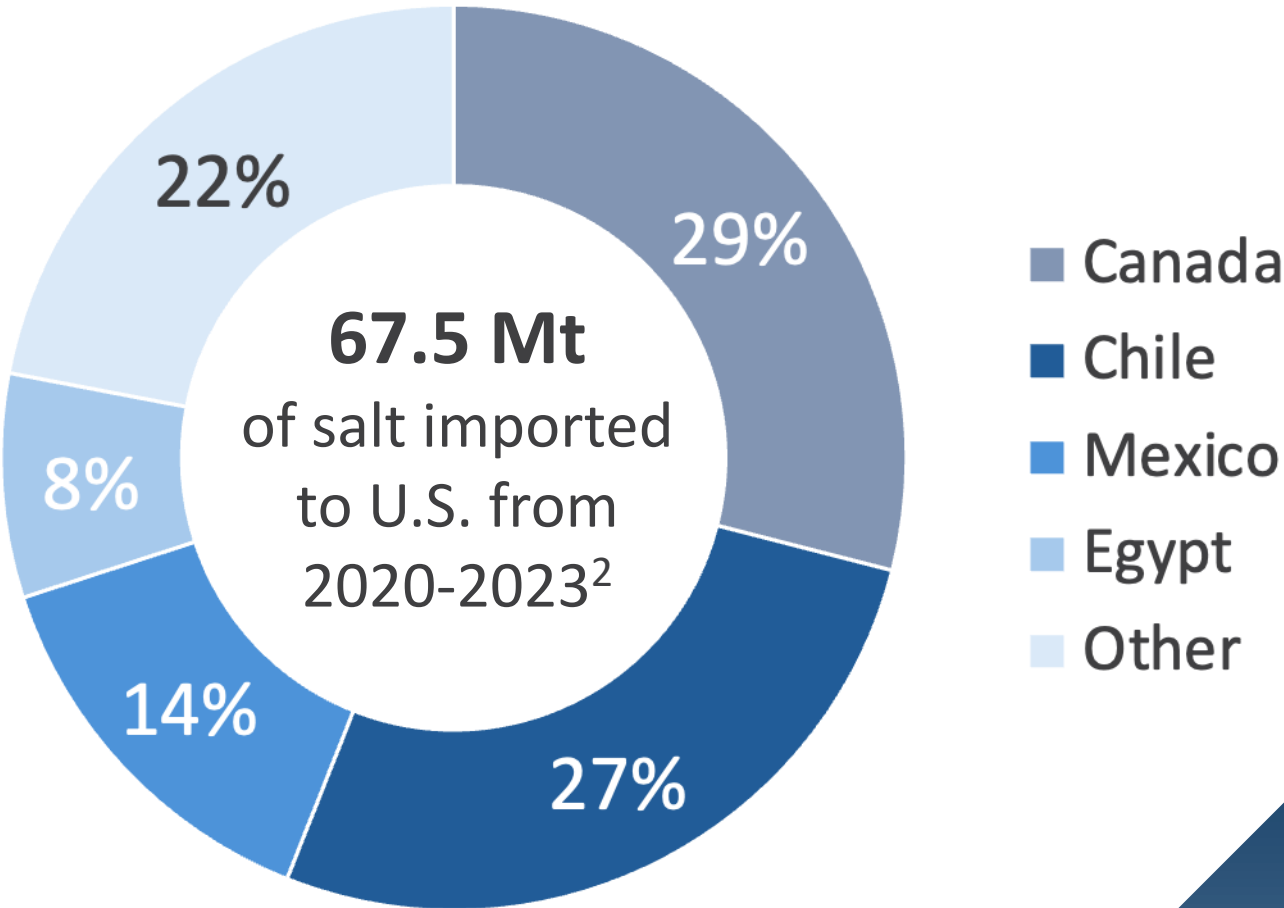
1. Fortune Business Insights - Salt Market Size, Share, Growth, and Forecast Report 2024-2032 - June 2025 - <https://shorturl.at/s2Bcr>  
2. United States Geological Survey – Salt Statistics 2000-2024 - <https://shorturl.at/qbeQ6>  
3. 2025 Updated Feasibility Study - Technical Report on the Great Atlantic Salt Project, Newfoundland and Labrador, Canada - <https://shorturl.at/dxxTi>; 2025 Updated Feasibility Study Press Release – September 2025 - <https://shorturl.at/c1LYL>  
4. Computed by multiplying the estimated market size in Mtpa by the 2025 updated feasibility study's base price of \$81.7

# NORTH AMERICA IS RELIANT ON SALT IMPORTS

Great Atlantic Salt's Planned Production is Easily Absorbed by the Current Market Deficit



United States Salt Import Sources  
(2020-2023)<sup>2</sup>



1. 2025 Updated Feasibility Study - Technical Report on the Great Atlantic Salt Project, Newfoundland and Labrador, Canada - <https://shorturl.at/dxxTi>; 2025 Updated Feasibility Study Press Release – September 2025 - <https://shorturl.at/c1LYL>  
2. United States Geological Survey – 2025 Salt Statistics and Information - <https://pubs.usgs.gov/periodicals/mcs2025/mcs2025-salt.pdf>



# ROAD SALT SHORTAGES IN NORTH AMERICA

## Road Salt Shortages and Price Increases Highlight Market Fragility; Substantiates Appetite for New Supply

"Road salt shortage for second time in less than a year... price for wholesale road salt has also climbed... from \$65 or \$70 a ton to almost \$190 a ton" - **Ontario, January 2026<sup>1</sup>**

"Rising road salt prices hit Rochester-area small businesses amid early winter demands... American Rock Salt increased prices for commercial customers by \$25 a ton" - **New York, December 2025<sup>2</sup>**

"The decision not to implement the Buy American Salt Act preference in the new contract was based on many factors, including the shortages experienced this past winter" - **New York, August 2025<sup>3</sup>**

"With winter far from over, New York has a road salt shortage" - **New York, February 2025<sup>4</sup>**



1. Baah, Afua. "Snow contractors see road salt shortage for second time in less than a year". CityNews Toronto. January 2026 - <https://shorturl.at/VFRvP>
2. Calztoni, Natalie. "Rising road salt prices hit Rochester-area small businesses amid early winter demands". 13WHAM ABC News. December 2025 - <https://shorturl.at/CU7ro>
3. Han, Jeongyoon. "How opting to 'Buy American' and a moderately harsh winter cost New Yorkers \$6 million". New York Public News Network. August 2025 - <https://shorturl.at/FCqu6>
4. Feiereisel, Amy. "With winter far from over, New York has a road salt shortage". North Country Public Radio. February 2025 - <https://shorturl.at/outqK>

# KEY NORTH AMERICAN SALT EVENTS SINCE 2001

Closures & Environmental Issues At Legacy Salt Mines Highlight Need For New Domestic Salt Supply;  
No Other Salt Mines or Expansion Projects Currently Planned in North America Comparable to Atlas Salt

2001



2020

2021

2024

## Last New Salt Mine to Open in North America<sup>1</sup>

- American Rock Salt mine in New York opened in 2001; **the newest to open in >50 years at the time**
- Largest salt mine in the United States; >3M tons/year for de-icing markets<sup>5</sup>

## K+S Sells Salt Assets in the Americas<sup>2</sup>

- German-based K+S's Americas salt assets, including Morton and Windsor Salt, sold to Stone Canyon Industries Holding for US\$3.2B
- **Represents 12.5x 2019 EBITDA**

## North America's First-Ever Salt Mine Closes<sup>3</sup>

- Cargill's Avery Island salt mine in Louisiana ceased production after opening in the mid 1800s
- **Removed 2.5M tons /year** of domestic supply to the US east coast de-icing market

## Divestiture Issues Persist for Cargill<sup>4</sup>

- Cargill's remaining salt assets in New York and Cleveland remained unsold since 2023 sale process began due to environmental risks
- Closure **would remove ~2M tons/year** of supply

1. American Rock Salt – Our History - <https://americanrocksalt.com/our-history/>

2. May 2020 – K+S Sells Americas Salt Business to Stone Canyon Industries Holding, Mark Demetree and Affiliates - <https://shorturl.at/J7kZR>

3. January 2021 - Cargill Announces End of Salt Production at Avery Island Salt Mine - <https://www.cargill.com/2021/cargill-announces-end-of-salt-production-at-avery-island-salt-mi>

4. August 2024 – Future of Cargill's Salt Mine Remains in Limbo - <https://shorturl.at/6v14V>

5. March 6, 2025 – United Steelworkers Union – Salt of the Earth - <https://shorturl.at/IW20v>



# MAJOR RECENT TRANSACTION: US SALT ACQUIRED



to be acquired by



for total consideration of

**US\$907.5 Million**

Announced in December 2025<sup>1</sup>

## Highlights recession-resilient & stable growth characteristics of salt<sup>1</sup>


- 16.5x EV / LTM EBITDA<sup>2,3</sup>
- Blue-Chip Investor Participation<sup>1</sup>
- US Salt Profile<sup>1,2</sup>



ABRAMS CAPITAL



- Vertically integrated producer of high-purity evaporated salt in Watkins Glen, New York, founded in 1893
- 2021 carve-out from Kissner by Emerald Lake Capital Management
- \$131M LTM revenue with ~42% Adj. EBITDA margins
- 100+ years of remaining reserves & resources



1. [December 8, 2025 - Press Release: ContextLogic to Acquire US Salt from Emerald Lake in \\$907.5 Million Transaction](#)  
2. [ContextLogic Investor Presentation - December 2025](#)  
3. Calculated by dividing \$907.5M transaction value by \$55M LTM EBITDA implied from \$131M LTM sales at 42% margin

# MARKET PROXIMITY = COMPETITIVE ADVANTAGES

**3 Days to Ship to Boston from SALT  
vs >14 Days from Egypt or Chile**



1

## Local Supply Advantages

- Displacing portion of overseas imports
- Serving Buy Canadian/North American sentiment
- De-risks security of supply for North American market

2

## Cost Advantages

- End market proximity results in lower-cost transportation, averting long-distance shipping (minimize CIF-FOB spread)
- Access to established road, port, and electricity infrastructure reduces CAPEX and OPEX
- Shallow mine depth supports lower costs

3

## Sustainability Advantages

- Shorter shipping distance & time reduces carbon footprint (<3 days to Boston vs >14 days from Egypt or Chile)
- Access to abundant and clean hydro electricity in NL
- SALT is far less GHG intense versus other mines<sup>1</sup>

1. Atlas Salt ESG Report, The Path to a Sustainable Legacy, August 2024 - <https://shorturl.at/YmuaH>

2. 2025 Updated Feasibility Study - Technical Report on the Great Atlantic Salt Project, Newfoundland and Labrador, Canada - <https://shorturl.at/dxxTi>; 2025 Updated Feasibility Study Press Release – September 2025 - <https://shorturl.at/c1LYL>

# LOCATED IN A TOP-TIER MINING JURISDICTION



- Newfoundland & Labrador ("NL") was rated the 9th best mining jurisdiction globally by Fraser Institute in 2025 based on mineral content and government policy alignment<sup>1</sup>
- Existing high-quality infrastructure provides cost and logistical advantages to serve the North American market
- NL has attention of major mining companies & institutions:
  - **Equinox Gold** acquired Calibre Mining, owner of Valentine Gold Project in Central Newfoundland<sup>2</sup>
  - **Eldorado Gold** announced JV with Tru Precious Metals Corp., owner of Golden Rose Project<sup>3</sup>
  - **FireFly Metals'** \$100M raise with BMO in June 2025<sup>4</sup>
  - **Eric Sprott's** continued support of New Found Gold<sup>5</sup>
  - **B2Gold's** strategic investment in AuMEGA Metals<sup>6</sup>

1. 2025 Fraser Institute's global mining investment attractiveness ranking - <https://shorturl.at/Ovhek>

2. Equinox Gold, February 2025 - <https://shorturl.at/WndHT>

3. Tru precious Metals, July 2024 - <https://shorturl.at/iNFTg>

4. FireFly Metals, June 2025 - <https://shorturl.at/vtdLY>

5. New Found Gold, May 2025 - <https://shorturl.at/7mG2w>

6. AuMEGA Metals, October 2022 - <https://shorturl.at/IWUjx>



# ESTABLISHED INFRASTRUCTURE & MINING HISTORY






# KEY OUTCOMES - 2025 UPDATED FEASIBILITY STUDY

## Significantly De-Risked Project With Substantial Improvements to Economics & Design<sup>1</sup>

- 1. Shorter mine life** pulled forward production & cash flow & reduced reliance on longer-term forecasts
  - Mine life now 24.3 years vs 34
  - Avg. annual tonnes shipped up >60% to 4.0M
  - LOM Avg. Price/Tonne reduced by 5%
  - NPV8 increased 66% to \$920M
- 2. Incorporated feedback from EA process** to meet conditions of release in April 2024
- 3. De-risked mine design** with optimized production, drift engineering plan, port & logistics improvements, Sandvik equipment integration, etc
- 4. Updated sales mix** to prioritize higher-margin sales

## The Great Atlantic Salt Project's Design Has Been Proven At Irish Salt Mining's Kilroot Mine<sup>2</sup>



1. 2025 Updated Feasibility Study - Technical Report on the Great Atlantic Salt Project, Newfoundland and Labrador, Canada - <https://shorturl.at/dxxTi>; 2025 Updated Feasibility Study Press Release – September 2025 - <https://shorturl.at/c1LYL>  
2. Retrieved September 27, 2025: Irish Salt Mining Website – Process - <https://irishsaltmining.com/process/>



# A WORLD-CLASS RESOURCE...

## Ideal Shape & Uniquely Shallow Depth

- Homogenous, shallow resource is accessible via declines as opposed to costly shaft sinking
- World's largest salt mine (Goderich) depth is ~600m under Lake Huron vs ~180m from surface for Great Atlantic Salt <sup>1,2</sup>

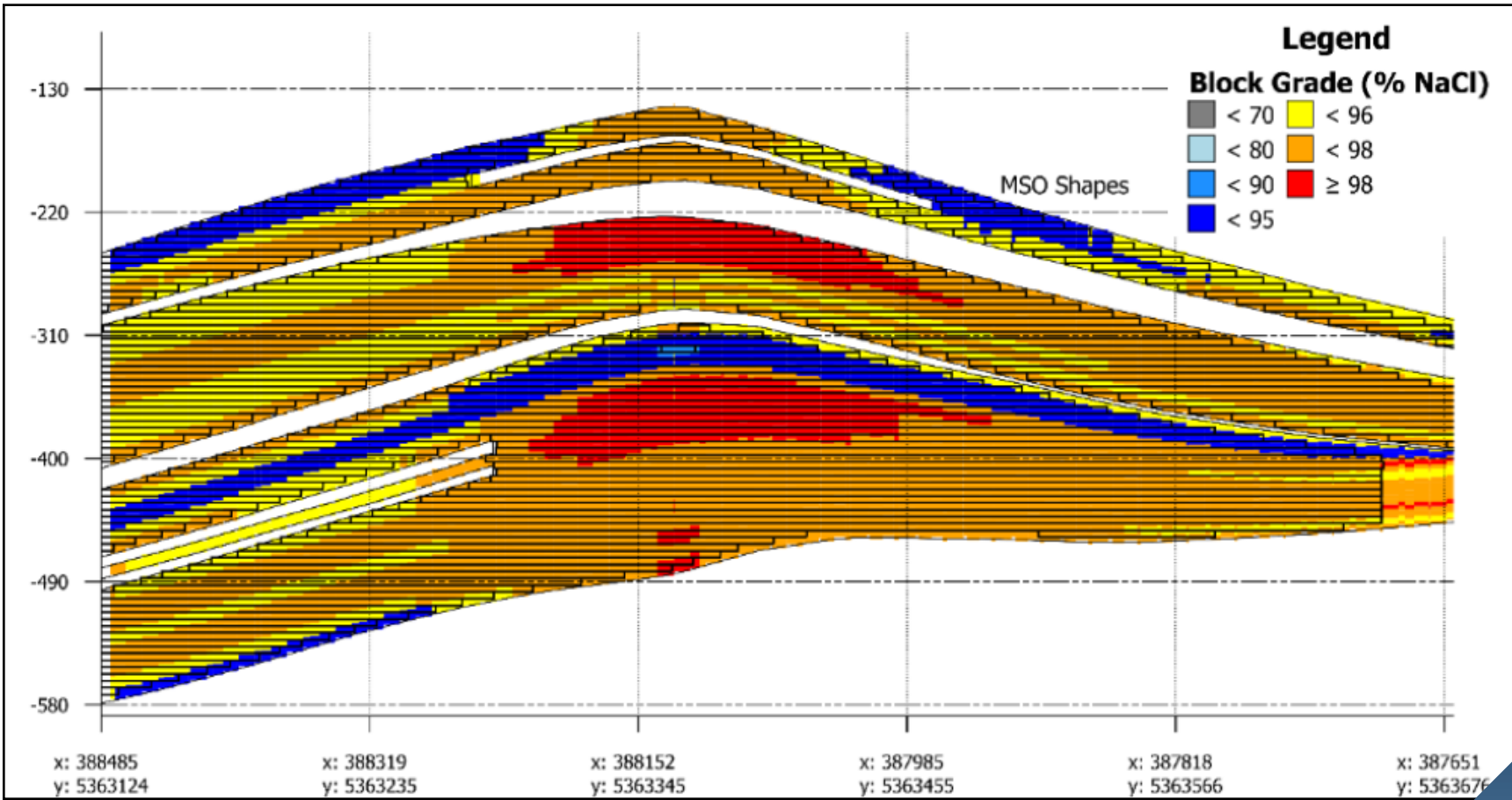
## High Continuity

- Resource modelling indicates a tremendous continuity with average thickness of 200m (ranging 68m-340m)<sup>1</sup>

## High-Purity Optionality

- Exhibits significant concentrations of high-grade reserves (>98% NaCl)
- Concentrated around the 'pillow' shape within the broader salt horizons

Reserve Class <sup>3</sup>	Grade (% NaCl)	Tonnes (Mt)	Contained NaCl (Mt)
Probable	95.9	95.0	91.1
Resource Class <sup>3</sup>	Grade (% NaCl)	Tonnes (Mt)	Contained NaCl (Mt)
Indicated	96.0	383	368
Inferred	95.2	868	827



Cross-section of Great Atlantic Salt Deposit Illustrating Grade Variations<sup>1</sup>

1.

2025 Updated Feasibility Study - Technical Report on the Great Atlantic Salt Project, Newfoundland and Labrador, Canada - <https://shorturl.at/dxxTi>; 2025 Updated Feasibility Study Press Release – September 2025 - <https://shorturl.at/c1LYL>

2.

Compass Minerals, Retrieved June 2025 - <https://www.compassminerals.com/who-we-are/locations/goderich-ontario/>

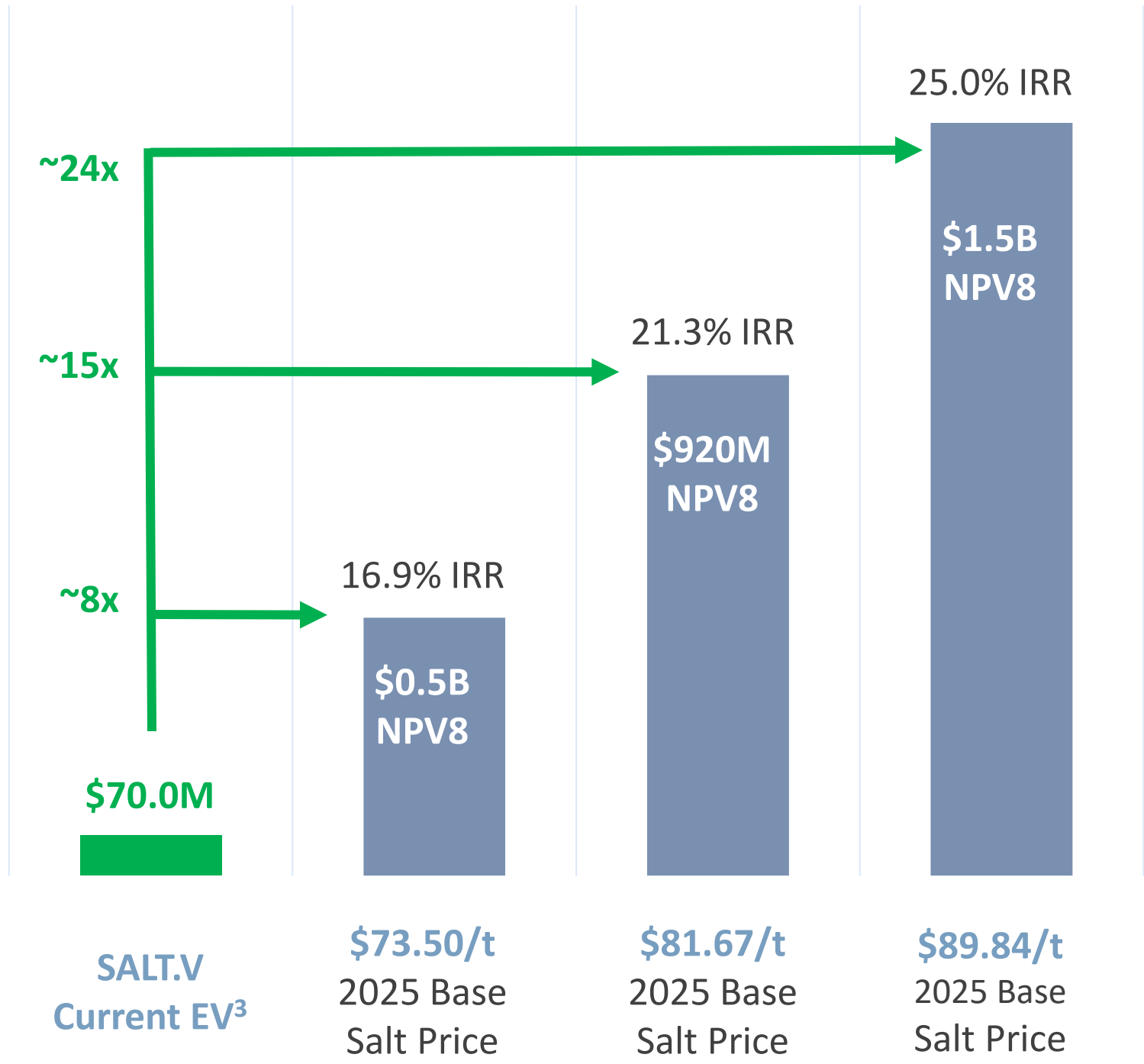
3.

Atlas Salt 2025 Updated Feasibility Study Press Release – September 2025 - <https://shorturl.at/c1LYL>



# ... DRIVES ROBUST PROJECT ECONOMICS

## Post-Tax 2025 Base Price Sensitivity Analysis<sup>1</sup>



## Select Financial Metrics for Great Atlantic Salt<sup>1,2</sup>

\$4.6B LOM Cumulative Post-Tax Cash Flow <sup>4</sup>	\$407M LOM Average Annual Net Revenue
\$325M LOM Average Annual Pre-Tax Operating Cash Flow	\$589M Pre-Production CAPEX
\$188M LOM Average Annual Post-Tax Cash Clow	\$609M Total LOM Sustaining CAPEX

1. 2025 Updated Feasibility Study - Technical Report on the Great Atlantic Salt Project, Newfoundland and Labrador, Canada - <https://shorturl.at/dxxTi>; 2025 Updated Feasibility Study Press Release – September 2025 - <https://shorturl.at/c1LYL>

2. LOM figures consider results during the 24.3 year mine life and do not include pre-production or post-production years. Cumulative numbers include pre-production capex and post-production reclamation years.

3. See Slide 25 for Enterprise Value calculation





4. Does not include pre-production or post-production capital costs

# COMPARABLE SALT ASSET VALUATION BENCHMARKS



TSXV: SALT  
OTCQX:SALQF  
FSE: 9D00  
AtlasSalt.com

## Comparables Offer Market Insights On Public & Private Salt Asset Valuation Benchmarks

				
Company	Compass Minerals <sup>1</sup>	K+S Americas Salt <sup>2</sup>	US Salt <sup>3</sup>	Atlas Salt UFS <sup>4</sup>
Status	Public	Private	Private	Public
Revenue	US\$1,244M	-	US\$131M	US\$290M / \$407M
FCF	US\$128M	-	-	US\$134M / \$188M
EBITDA	US\$182M	US\$257M	US\$55	US\$232M / \$325M
EV	US\$1,741M	US\$3,200B	US\$907.5M	US\$50M / \$70.0M
EV/EBITDA	9.6x	12.5x	16.5x	-

1. Compass Minerals financial and market valuation data sourced from FactSet intraday January 12, 2026. Revenue, FCF, and EBITDA are all last twelve months.

2. May 2020 – K+S Sells Americas Salt Business to Stone Canyon Industries Holding, Mark Demetree and Affiliates - <https://shorturl.at/J7kZR>

3. [ContextLogic Investor Presentation - December 2025](#). Calculated by dividing \$907.5M transaction value by \$55M LTM EBITDA implied from \$131M LTM sales at 42% margin

4. Atlas Salt revenue, FCF, and EBITDA from technical report: 2025 Updated Feasibility Study - Technical Report on the Great Atlantic Salt Project, Newfoundland and Labrador, Canada - <https://shorturl.at/dxxTi>; 2025 Updated Feasibility Study Press Release – September 2025 - <https://shorturl.at/c1LYL>. EV calculation per Slide 25. Conversion to USD with a 1.40x USD/CAD exchange rate.

# SUMMARY OF 2025 UPDATED FEASIBILITY STUDY

Select Operating Metrics	2023 FS <sup>1</sup>	2025 UFS <sup>2</sup>	Var
Mine Life (Years)	34	24.3	-26%
Avg. LOM Production Capacity (Mtpa)	2.5	4.0	+63%
Future Expansion Capacity (Mtpa)	4.0	N/A	-
Reserve Grade (%NaCl)	96%	96%	-
Production Grade (% NaCl)	>95%	>95%	-
<b>Payable Tonne Metrics (LOM Avg)</b>			
Selling Price/t (Base \$72.2 vs \$81.7)	\$124.9	\$118.4	-5%
Net Revenue/t	\$113.4	\$109.4	-4%
AISC (FOB Turf Point) <sup>3</sup>	\$42.7	\$34.9	-18%
Margin <sup>4</sup>	\$70.7	\$74.5	+5%
<b>Capital Expenditures</b>			
Initial Capital Expenditure (M)	\$480	\$589	+23%
LOM Sustaining Capital (M)	\$600	\$609	+2%
<b>Economics</b>			
After-Tax NPV8 (M)	\$553	\$920	+66%
After-Tax IRR	18.5%	21.3%	+15%
After-Tax Payback (Years)	4.8	4.2	-12%

## High-Grade Resource Base

Atlas hosts one of North America's highest-purity salt deposits, supporting efficient production and premium-grade output

## Low-Cost, Clean Mining

Shallow deposit enables efficient mining with no tailings. Underground, physical processing with no chemicals cuts costs and supports strong ESG performance<sup>1</sup>

## Robust Project Economics<sup>1</sup>

After-tax NPV8 = \$920M

After-tax IRR = 21.3%

Operating Cost = \$28.2 / t shipped



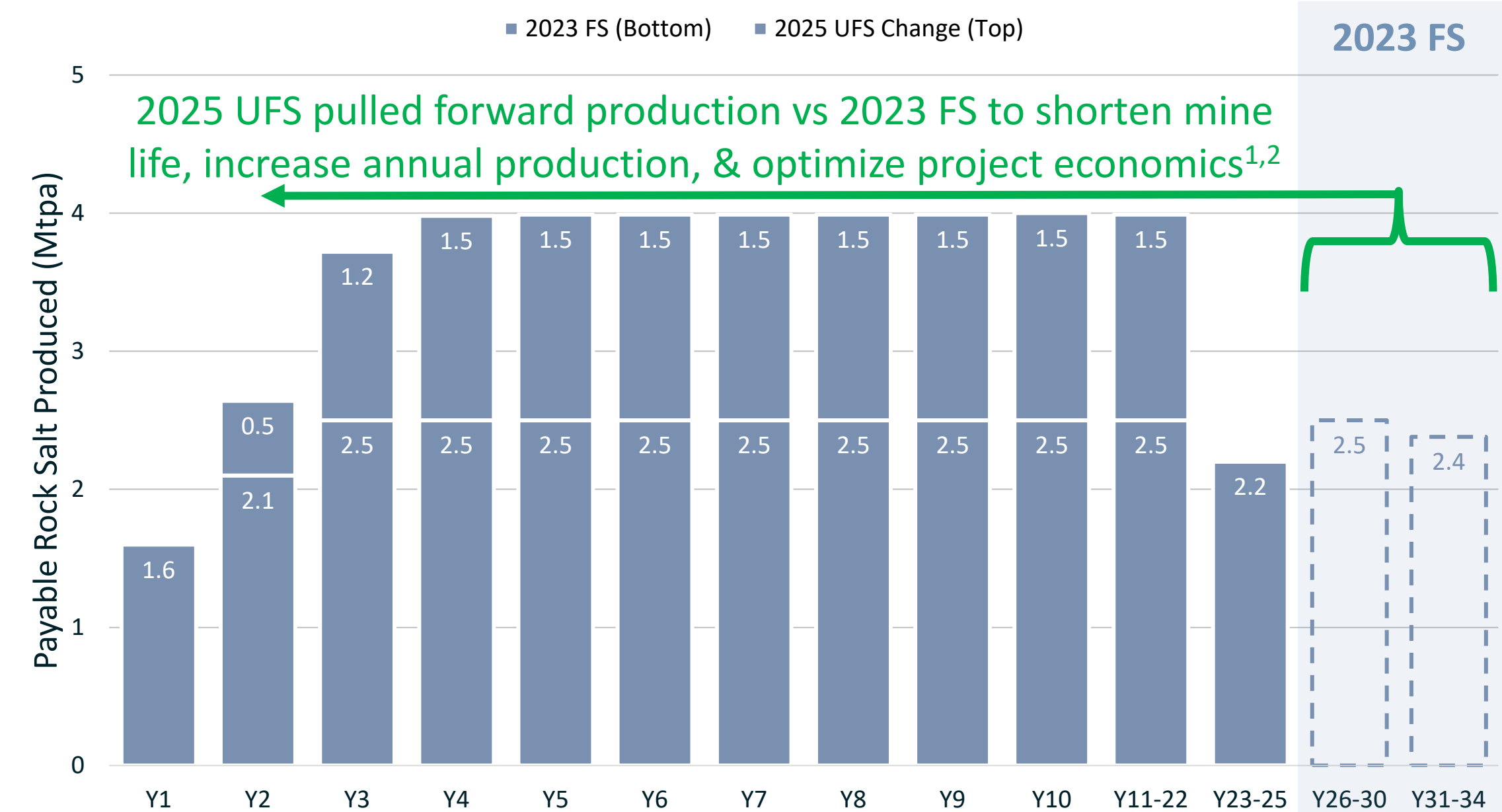
## De-Risked With Updated Feasibility Study ("UFS") in 2025

Optimized existing infrastructure to unlock 4Mtpa of nameplate production, re-affirmed pricing, updated CapEx/OpEx, incorporated outcomes of the Environmental Assessment process, and refined the mining design (e.g. drift)

1. 2023 Feasibility Study - Technical Report on the Great Atlantic Salt Project, Newfoundland and Labrador, Canada - <https://shorturl.at/lfisc>
2. Atlas Salt 2025 Updated Feasibility Study Press Release – September 2025 - <https://shorturl.at/c1LYL>
3. Average operating cost plus average sustaining capex over the mine life, per payable/shipped tonnes
4. Calculated as Net Revenue less AISC



# OPTIMIZED PRODUCTION PROFILE WITH UPSIDE



### De-Risked Production With Upside<sup>1,2</sup>

#### 2025 UFS Pulled Forward Production

- Shortened mine life to 24.3 years from 34 by pulling forward production and cash flow realization to achieve nameplate production of 4 Mtpa
- Reduced reliance on far-out assumptions
- Increased NPV8 by 66% to \$920M**

#### Grow Reserves & Extend LOM

- Feasibility Study base case did not include 868 Mt of Inferred salt resources (95.2% NaCl), supporting possible production increases and life of mine extensions

### Large-Scale Production

4.0 Mtpa Nameplate Production Through LOM<sup>2</sup>

### High-Grade Consistency

95.9% Average NaCl Grade Over LOM<sup>2</sup>

### 90.3 Mt

NaCl Shipped over LOM<sup>2</sup>, With Potential Upside

1. 2023 Feasibility Study - Technical Report on the Great Atlantic Salt Project, Newfoundland and Labrador, Canada - <https://shorturl.at/lfisc>  
2. 2025 Updated Feasibility Study - Technical Report on the Great Atlantic Salt Project, Newfoundland and Labrador, Canada - <https://shorturl.at/dxxTi>; 2025 Updated Feasibility Study Press Release – September 2025 - <https://shorturl.at/c1LYL>

# STRONG CASH FLOW GENERATION THROUGH LOM

\$188M

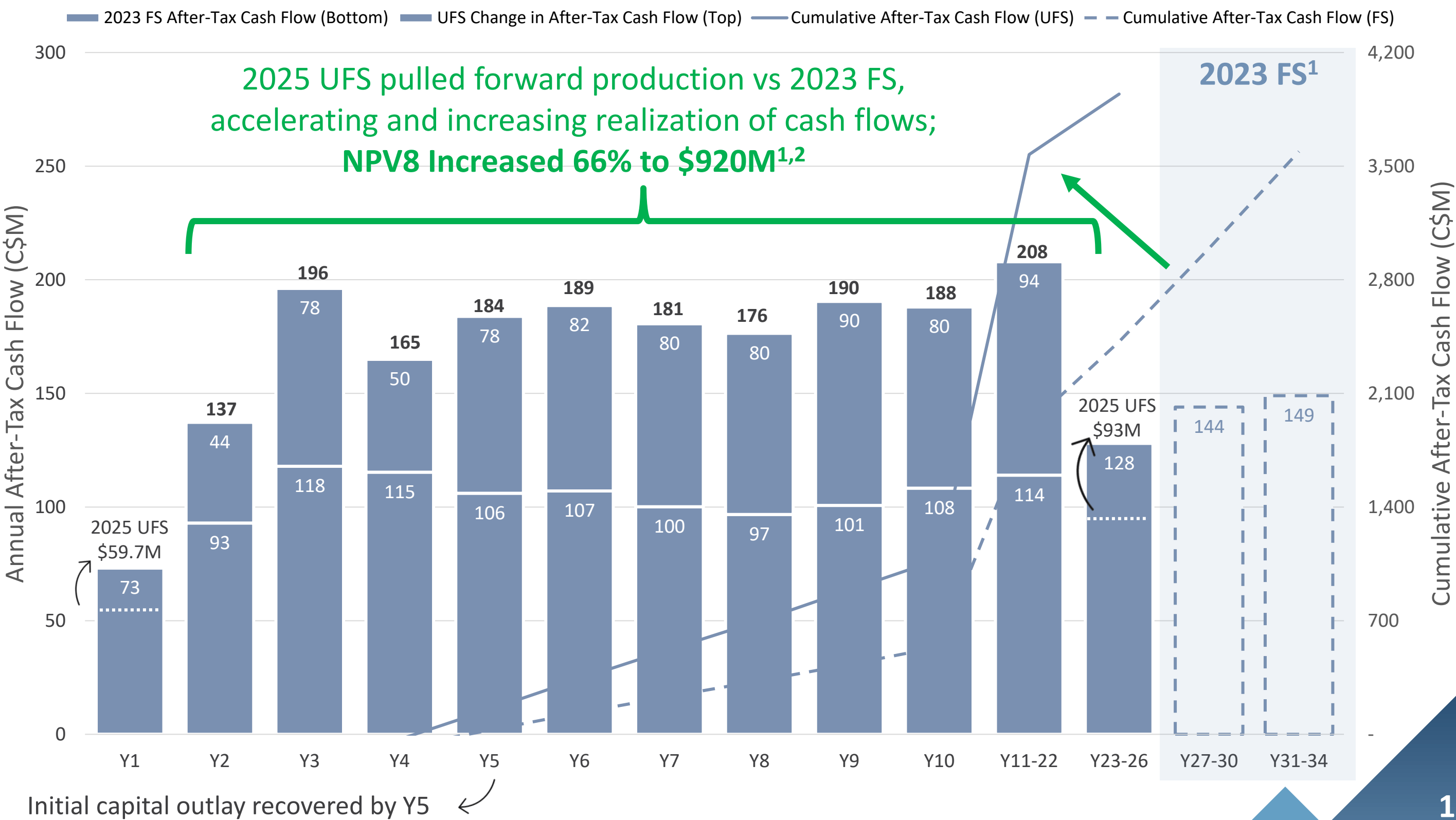
LOM Average Annual  
Post-Tax Cash Flow<sup>2,3</sup>

\$3.9B

Cumulative Post-Tax  
Cash Flow<sup>2,3</sup>

\$920M

After-Tax NPV8<sup>2</sup>



1. 2023 Feasibility Study - Technical Report on the Great Atlantic Salt Project, Newfoundland and Labrador, Canada- <https://shorturl.at/lflsc>.

2. 2025 Updated Feasibility Study - Technical Report on the Great Atlantic Salt Project, Newfoundland and Labrador, Canada - <https://shorturl.at/dxxTi>; 2025 Updated Feasibility Study Press Release – September 2025 - <https://shorturl.at/c1LYL>

3. LOM figures consider results during the 24.3 year mine life and do not include pre-production or post-production years. Cumulative numbers include pre-production capex and post-production reclamation years.



# THE VISION: AN INNOVATIVE MINE DESIGN

## Underground Mining & Processing

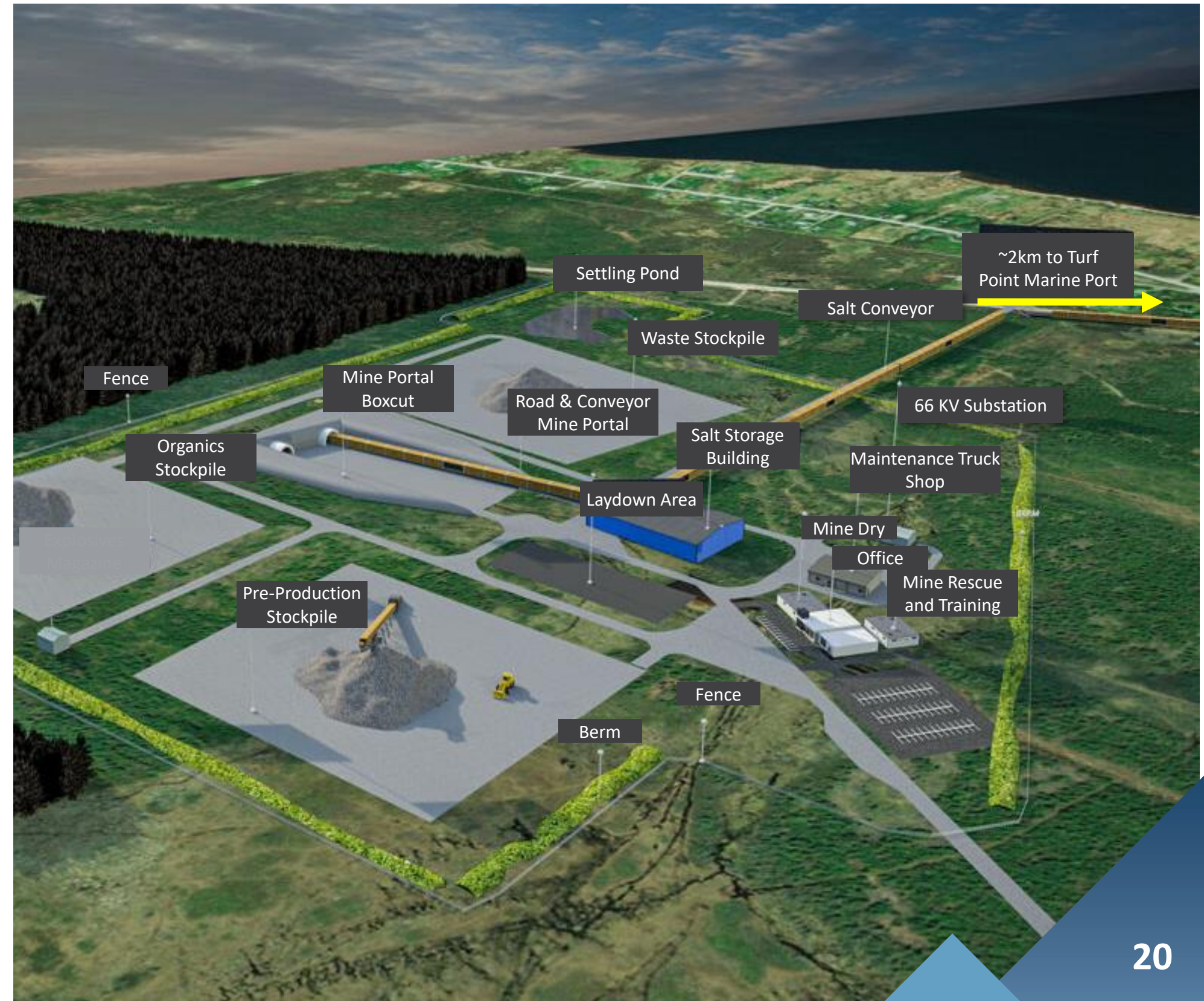
- Deposit geometry allows for a compact, efficient site layout with consistent ore access and reduced development time
- Shallow depth (~180m) supports rapid development and reduced upfront costs

## Enclosed Conveyor System

- Enables the continuous movement of salt from site to Turf Point Marine Terminal with minimal re-handling
- Enclosed to minimize dust, noise, and other environmental disturbances

## All-Electric Mine

- Extensive use of Battery Electric Vehicles, especially underground, improves safety via cleaner air quality & minimizes carbon footprint





# SUBSTANTIAL COMMUNITY & ECONOMIC IMPACT



TSXV: SALT | OTCQB: REMRF

## The Path to a Sustainable Legacy: Our Inaugural ESG Report



**\$4.8B**  
GDP impact



**170+**  
Long-term jobs



**\$2.5B**  
In local wages



### Local Economic Contributions<sup>1</sup>

- **\$2.7B** in tax revenue, much of it staying local
- **\$1.9B** in household spending across NL
- **\$90M** to municipalities
- **Multi-generational economic engine** for Newfoundland and Labrador



### Environmental Contributions<sup>1</sup>

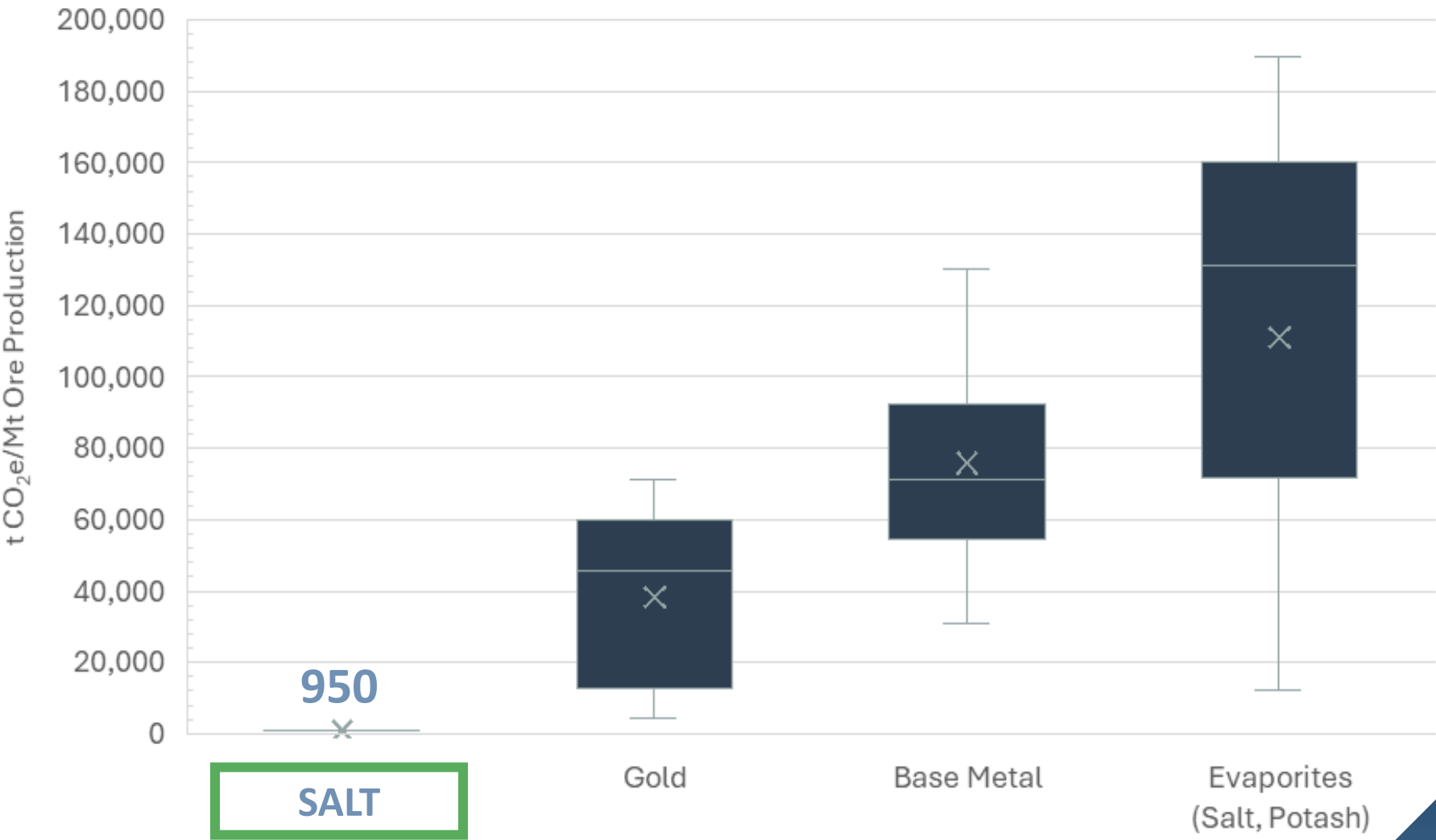
- **Fully electric**, low-emission operation powered by clean hydro power
- **No tailings or chemicals**, with minimal surface impact
- **Efficient logistics** reduce transport emissions and cost

# ENVIRONMENTAL ASSESSMENT COMPLETED

## Electrified, Low-Emissions Operation With Industry-Leading Environmental Performance

- ✓ NL Environmental Minister released SALT from provincial environmental assessment process in April 2024<sup>3</sup> after only ~2 months of review
- ⚡ Electrified operations powered by clean hydropower<sup>1</sup>
- 🌿 No tailings, no chemicals, minimal land use<sup>1</sup>
- 🌿 SALT's Scope 1 GHG emissions of 79 tonnes/year is comparable to just **4 Newfoundland households**<sup>4</sup>

Great Atlantic Salt's Projected GHG Intensity  
Among the Lowest in Global Mining<sup>2</sup>



1. 2025 Updated Feasibility Study - Technical Report on the Great Atlantic Salt Project, Newfoundland and Labrador, Canada - <https://shorturl.at/dxxTi>; 2025 Updated Feasibility Study Press Release – September 2025 - <https://shorturl.at/c1LYL>  
2. Atlas Salt ESG Report, The Path to a Sustainable Legacy, August 2024 - <https://atlassalt.com/wp-content/uploads/2024/08>. Study was based on 2023 FS with minimal changes expected from 2025 UFS  
3. Atlas Salt Inc. Announces Release with Conditions under the Environmental Protection Act for the Great Atlantic Salt Project , April 2024 - <https://shorturl.at/X55DC>  
4. Atlas Salt Greenhouse Emissions Study Validates Low Carbon Great Atlantic Salt Project, January 2024 - <https://shorturl.at/snPNu>. Study was based on 2023 FS with minimal changes expected from 2025 UFS

# SELECT STRATEGIC AGREEMENTS SECURED



SCOTWOOD INDUSTRIES LLC

## Salt Production Off-Take Agreement

- Memorandum of Understanding ("MOU") with Scotwood Industries<sup>1</sup>
- Targeted volumes of 1.25 to 1.5 Mtpa<sup>1</sup>
- Largest distributor of packaged retail de-icing salt in the US



## Equipment Financing

- MOU for provision of mining equipment & engineering support
- Value of \$73 million<sup>2</sup>
- Sandvik is a global high-tech engineering group providing sustainable solutions to manufacturing, mining, and infrastructure industries



## Engineering Lead

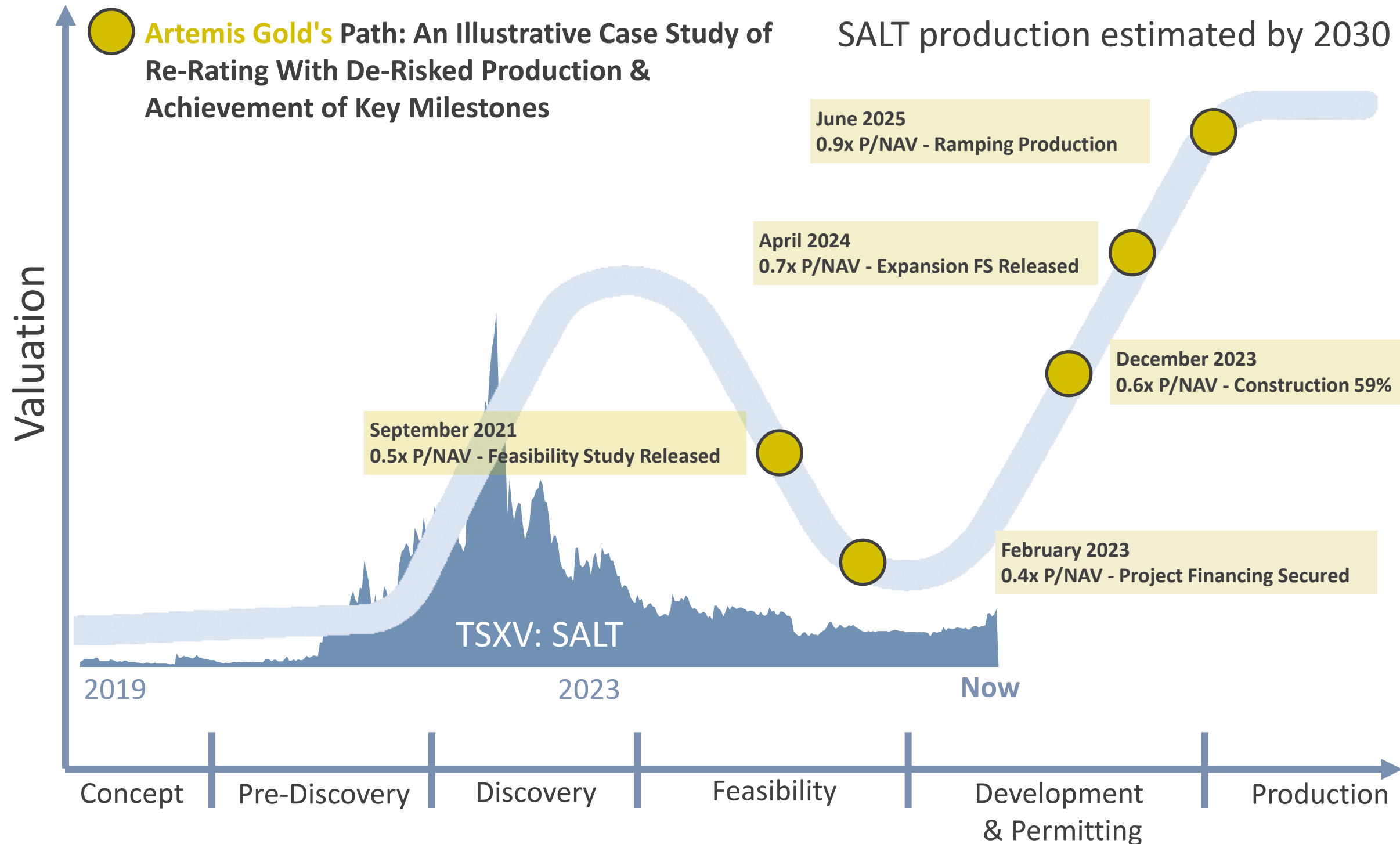
- MOU establishing Hatch as the Lead Engineering Partner and Integrated Project Delivery Partner
- Proven experience delivering the world's largest soft-rock mines
- Existing NL presence

1. Press Release on Atlas Salt and Scotwood Industries MOU, August 20, 2024 - <https://shorturl.at/eEGcw>  
2. Press Release on Atlas Salt and Sandvik Equipment Supply and Financing Agreement, September 9, 2024 - <https://shorturl.at/fzHXX>  
3. 2025 Updated Feasibility Study - Technical Report on the Great Atlantic Salt Project, Newfoundland and Labrador, Canada - <https://shorturl.at/dxxTi>; 2025 Updated Feasibility Study Press Release – September 2025 - <https://shorturl.at/c1LYL>  
4. Press Release on Atlas Salt and Hatch Ltd., November 12, 2025 - <https://shorturl.at/irvTn>



# POSITIONED FOR RE-RATE & VALUE CREATION

## Case Study: Tracking the Lassonde Curve En Route to Production<sup>1,2</sup>



## Select Milestone Priorities

- ✓ Environmental Assessment
- ✓ Feasibility Study
- ✓ Early Works Development Plan Approved by Government
- ✓ Updated Feasibility Study
- ☐ Secure Financing Package
  - Endeavour Financial engaged for project finance
- ☐ Strategic Partnership(s)
- ☐ Obtain Remaining Permits
- ☐ Potential for Additional Offtakes / Equity Participation
- ☐ Finish Mine Construction

1. Illustrative purposes only. Timeline of stock price graph may not perfectly correspond with life-cycle stages indicated on horizontal axis  
2. Artemis Gold's P/NAV multiples are analyst consensus per FactSet on the date of the milestone press releases, rounded to nearest tenth

# MANAGEMENT TEAM



**Nolan Peterson**  
CEO & Director

- 20+ years in mine development, operations & finance
- Former CEO of World Copper; advanced \$1B+ in assets



**Jeffrey Kilborn**  
CFO & VP, Corporate Development

- Former CFO of Canadian Gold Corp.
- 20+ years in mining finance, capital markets & advisory



**Robert Booth**  
VP, Eng. & Construction

- Delivered \$1.5B+ in mine builds for Newmont & Hudbay
- 30+ years of engineering & project leadership



**Andrew Smith**  
Project Director & General Manager

- 10+ years in underground mine construction
- Former Head of PMO at Dumas; led \$500M+ in project builds

# BOARD OF DIRECTORS



## **Patrick Laracy - Founder & Chairman**

Founder of Atlas Salt with 30+ years in resource exploration and development. Seasoned leadership in technical and executive management.



## **Bob Kelly - Director**

Professional geoscientist with over 40 years in senior mining roles. Former VP at Teck Resources with deep experience in operations, safety, and mine development.



## **Rowland Howe - Director**

Salt industry veteran who led Compass Minerals' Goderich mine to a record 7.5 million tonnes per year. Brings unmatched operational expertise.



## **F. Carson Noel - Director**

Business consultant and former lawyer with two decades of experience advising public companies. Recognized governance leader in Newfoundland.



## **Fraser H. Edison - Director**

Experienced business leader in Atlantic Canada. Chair of Rutter Inc. and former board member of Newfoundland Hydro. Strong background in finance and infrastructure.



## **Nolan Peterson – CEO & Director**

Mining executive with 20+ years in finance, operations, and development. Former CEO of World Copper, advancing \$1B+ of assets. Holds an MBA, CFA, and P.Eng.



# A COMPELLING INVESTMENT OPPORTUNITY

Developing a World-Class & Unique Resource Into a Globally Significant Underground Salt Mine

Strategically Positioned to Serve the Heavily Import-Reliant North American Road Salt Market

Feasibility Study Reveals Compelling Economics & Cash Flow to Drive Value Creation as Project Progresses

Expansion Potential Represents Meaningful Upside If Mine Life is Extended & Production Increased

Experienced & Aligned Leadership Team Advancing to De-Risk Project by Achieving Key Milestones

## Capital Structure (January 12, 2026)

Ticker Symbol	TSXV:SALT
Last Price	\$0.69
Average 3-Month Daily Trading Volume	~170,000
Basic Shares Outstanding <sup>1</sup> (M)	108.2
Fully-Diluted Shares Outstanding (M) <sup>2</sup>	116.5
Fully-Diluted Market Cap (M)	\$80.4
Net Cash (M) <sup>3</sup>	\$10.4
Enterprise Value (M)	\$70.0
Fiscal Year End	December 31
Insider Ownership	>40%

No Warrant Overhang  
Outstanding

Clean Balance  
Sheet

1.

Shares outstanding data per Atlas Salt’s Q3 2025 MD&A plus 10.9M shares issued in Oct. 21, 2025 LIFE offering.

2.

Includes 5.2M options and 3.1M equity-linked units

3.

Per Q3 financial statements, excluding leases, plus gross proceeds of \$8.7M from Oct. 21, 2025 LIFE offering.

# MINERAL RESERVES & RESOURCES

Reserve Class <sup>1</sup>	Horizon	Grade (% NaCl)	Tonnes (Mt)	Contained NaCl (Mt)
Probable	2-Salt	95.9	39.3	37.6
	3-Salt	95.9	55.8	53.5
	<b>All</b>	<b>95.9</b>	<b>95.0</b>	<b>91.1</b>

## Reserve Notes:

1. CIM (2014) definitions were followed for Mineral Resources.
2. Salt prices are not directly incorporated into the Mineral Reserve designs, however the mean Mineral Reserve grades exceed the 95% NaCl ( $\pm 0.5\%$ ) specification outlined in ASTM Designation D632-12(2012).
3. A minimum mining height of 5.0 m and width of 17.0 m were used for production rooms.
4. Sterilization zone 8.0 m below the top of salt and 5.0 m above the bottom of salt have been applied.
5. A mining extraction factor of 100% was applied to all excavations
6. Bulk density is 2.16 t/m<sup>3</sup>
7. Planned process recovery is 95%
8. Numbers may not add due to rounding

Resource Class <sup>1</sup>	Horizon	Grade (% NaCl)	Tonnes (Mt)	Contained NaCl (Mt)
Indicated	1-Salt	-	-	-
	2-Salt	95.9	160	154
	3-Salt	96.0	223	214
	<b>All</b>	<b>96.0</b>	<b>383</b>	<b>368</b>
Inferred	1-Salt	95.3	195	186
	2-Salt	95.3	288	274
	3-Salt	95.0	385	366
	<b>All</b>	<b>95.2</b>	<b>868</b>	<b>827</b>

## Resource Notes:

1. CIM (2014) definitions were followed for Mineral Resources.
2. Mineral Resources are estimated without a reporting cut-off grade. Reasonable Prospects for Eventual Economic Extraction were instead demonstrated by reporting within Mineable "Stope" Optimised (MSO) shapes, with a minimum height of 5 m, minimum width of 20 m, length of 40 m, and minimum grade of 90% NaCl, with a 5 m minimum pillar width between shapes.
3. Bulk density is 2.16 t/m<sup>3</sup>.
4. Mineral Resources that are not Mineral Reserves do not have demonstrated economic viability.
5. Mineral Resources are inclusive of Mineral Reserves.
6. Salt prices are not directly incorporated into the Mineral Resource MSO minimum target grades, however, the mean Mineral Resource grades exceed the 95.0% NaCl ( $\pm 0.5\%$ ) specification outlined in ASTM Designation D632-12 (2012).
7. Numbers may not add due to rounding.



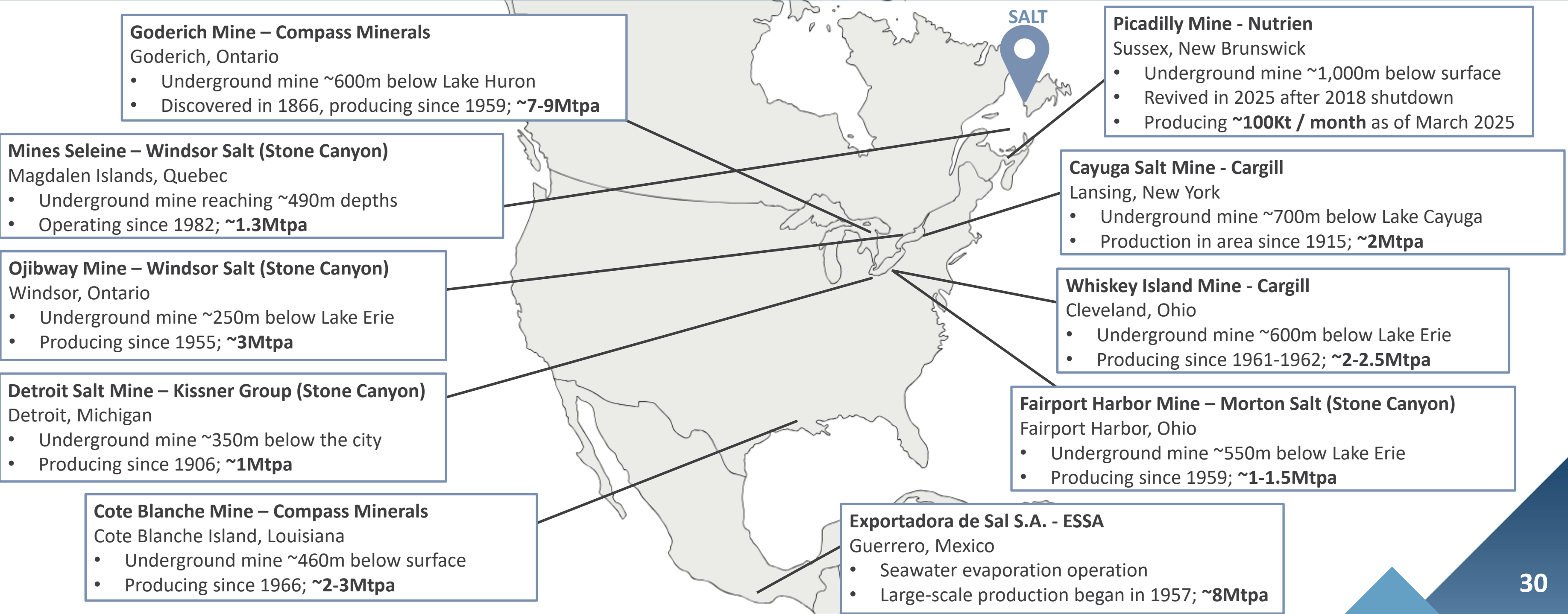
# APPROVED PERMITS

---

- ✓ Environmental Assessment
- ✓ Early Works Development Plan
- ✓ Environmental Protection Plan – Construction-Phase Mitigations
- ✓ Waste Management Plan – handling, Storage, transport, and Disposal
- ✓ Water Resource Management Plan – Drainage, Settling Basins, and Discharge
- ✓ Wetland Conservation Plan – Preservation and Mitigation Strategies
- ✓ Bat Preventative Measures Plan – Species Protection and Monitoring
- ✓ Gender, Diversity, Equity & Inclusion Plan – Workforce Participation and Commitments
- ✓ Benefits Plan - Local Hiring, Procurement, and Community Benefits

# NORTH AMERICA'S TOP PRODUCING SALT MINES

North America's Legacy Salt Mines Are Old With Many Subjected to Challenging Operating Conditions; Atlas Salt Offers Fresh, Generational, & Relatively Simple Salt Supply For East Coast Markets



1. Sources: Company websites, news articles, trade publications. Data compiled with aid from ChatGPT.