



## Developing the Great Atlantic Salt Project:

### North America's First New Salt Mine in Nearly Three Decades

TSXV:SALT OTCQX:SALQF FSE:9D00 | January 2026

#### Developing North America's First New Salt Mine in ~30 Years

Atlas Salt Inc. ("Atlas Salt") is developing the Great Atlantic Salt Project (the "Project"), located on the west coast of Newfoundland, Canada. The Project is a shallow, homogenous, and thick salt deposit 3km in length, 200m average thickness, and only 180m below surface.

#### Global Salt Market Overview

The global salt market was ~US\$26B in 2024, with an estimated 250M tonnes of salt produced worldwide. Salt's key end uses are chemical processing, de-icing, water treatment and oil & gas. Salt is produced and consumed globally, taking many forms including brine, rock, solar, and vacuum pan. Rock salt is the primary source of road de-icing salt, which is the intended end use for the Project's production.

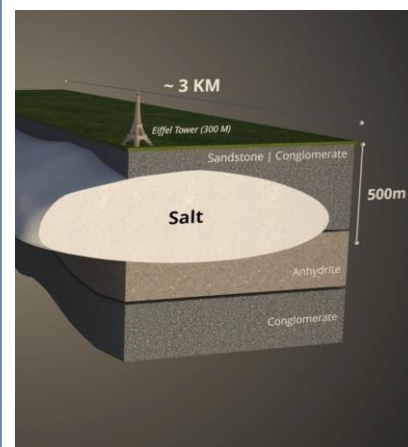
#### North America is Reliant on Salt Imports

To satisfy domestic de-icing salt demand, North America annually imports ~8 Mtpa - 10 Mtpa of salt from countries including Chile, Mexico, and Egypt. Between 2020-23, the United States imported 67.5M tonnes of salt. Atlas Salt is focused on de-risking salt supply to the domestically underserved North American market, estimated to be 28.5 - 36 Mtpa and \$2.3 - \$2.9B annually.

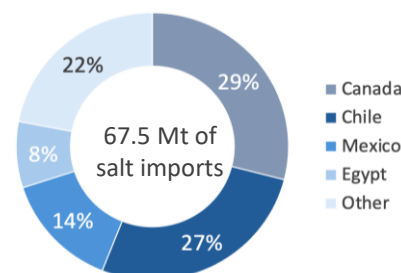
#### Competitive Advantages

- Proximity to Market:** The Project offers substantial logistical advantages, reaching major U.S. and Canadian markets in days. Atlas Salt can ship to Boston in ~3 days vs ~14 from Egypt or Chile.
- Existing Infrastructure:** The project is only 2 km from the deepwater Turf Point port, adjacent to the Trans-Canada Highway, and close to the St. George's substation - ensuring direct access to clean hydroelectric power.
- Favourable Jurisdiction:** Newfoundland ranked 9th globally in the Fraser Institute's 2025 survey of mining jurisdictions, reflecting both mineral potential and policy alignment.

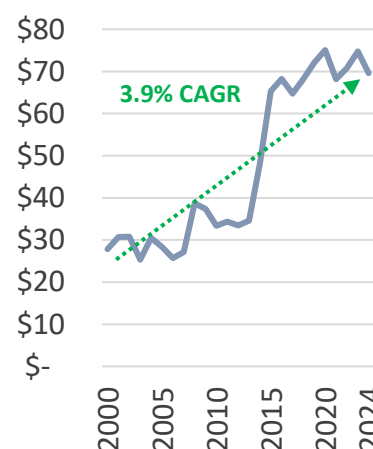
#### World Class Deposit



#### U.S. Salt Import Sources (All Types, 2020 – 2023)



#### Average Price of Rock Salt in the U.S. (CAD/Tonne)





## Developing the Great Atlantic Salt Project:

### North America's First New Salt Mine in Nearly Three Decades

TSXV:SALT OTCQX:SALQF FSE:9D00 | January 2026

#### World-Class Resource Drives Compelling Economics

With 95.0M tonnes of reserves at 95.9% NaCl and 868M tonnes of inferred resources, Atlas Salt is poised for long-term, profitable production. With 4Mtpa of nameplate production over its 24.3-year mine life, the Project is expected to generate annually, on average:

- \$407M of net revenue;
- \$325M of pre-tax operating cash flow; and
- \$188M of post-tax free cash flow each year.

The 2025 Updated Feasibility Study increased NPV8 by 66% and IRR by 270 bps by pulling forward production, reducing mine life by ~10 years, and de-risking the project by incorporating feedback from the EA process and advancing the mining design and process (drifts, etc).

#### Innovative & Uniquely Sustainable Mine Design

The Project's projected Scope 1 annual emissions equal those of just four Newfoundland households. Its deposit geometry supports rapid development and minimal surface impact with underground mining and processing. An enclosed conveyor system will be used to continuously move salt from the mine to the nearby marine terminal for immediate shipping. The use of clean hydroelectricity and electric vehicles improves underground safety and minimizes carbon footprint

#### Significantly De-Risked & Shovel Ready

- Completed a Feasibility Study in 2023; Updated in September 2025
- Released from Provincial Environmental Assessment process
- Received approval for Early Works Development Plan in 2025
- Seasoned management team of mine developers with track record advancing large-scale mining projects (>\$3B cumulatively)
- Received LOIs from potential lending partners
- MOUs in place with strategic partners and offtakes

#### Upcoming Catalysts

- Secure financing package
- Strategic partnerships (additional offtakes / equity participation)

##### Select LOM Operating Metrics (3.7 Mtpa) (September 2025, in C\$, avg. Annual)

|                               |         |
|-------------------------------|---------|
| Mine Life (Years)             | 24.3    |
| Per Payable Tonne Metrics     |         |
| Net Selling Price             | \$118.5 |
| Net Revenue                   | \$109.4 |
| AISC (\$6.7/t sustaining cap) | \$34.9  |
| Margin                        | \$74.5  |
| CapEx                         |         |
| Initial (M)                   | \$589   |
| Sustaining (M)                | \$609   |
| Economics                     |         |
| Post-Tax NPV8 (M)             | \$920   |
| Post-Tax IRR                  | 21.3%   |
| Post-Tax Payback (Years)      | 4.2     |



TSXV: SALT | OTCQB: REMRF

**The Path to a Sustainable Legacy:  
Our Inaugural ESG Report**



**\$4.8B**  
GDP impact



**170+**  
Long-term jobs



**\$2.5B**  
In local wages

##### Capital Table (December 31, 2025)

|                         |           |
|-------------------------|-----------|
| Ticker Symbol           | TSXV:SALT |
| Last Price              | \$0.64    |
| Avg. 3M Trading Volume  | ~170,000  |
| Basic Shares Out. (M)   | 108.2     |
| Diluted Shares Out. (M) | 116.5     |
| Diluted Market Cap (M)  | \$74.6    |
| Net Cash (M)            | \$10.4    |
| Enterprise Value (M)    | \$64.2    |
| Insider Ownership       | >40%      |

No Warrants

Clean Balance Sheet